

Anthology Adopt Updates

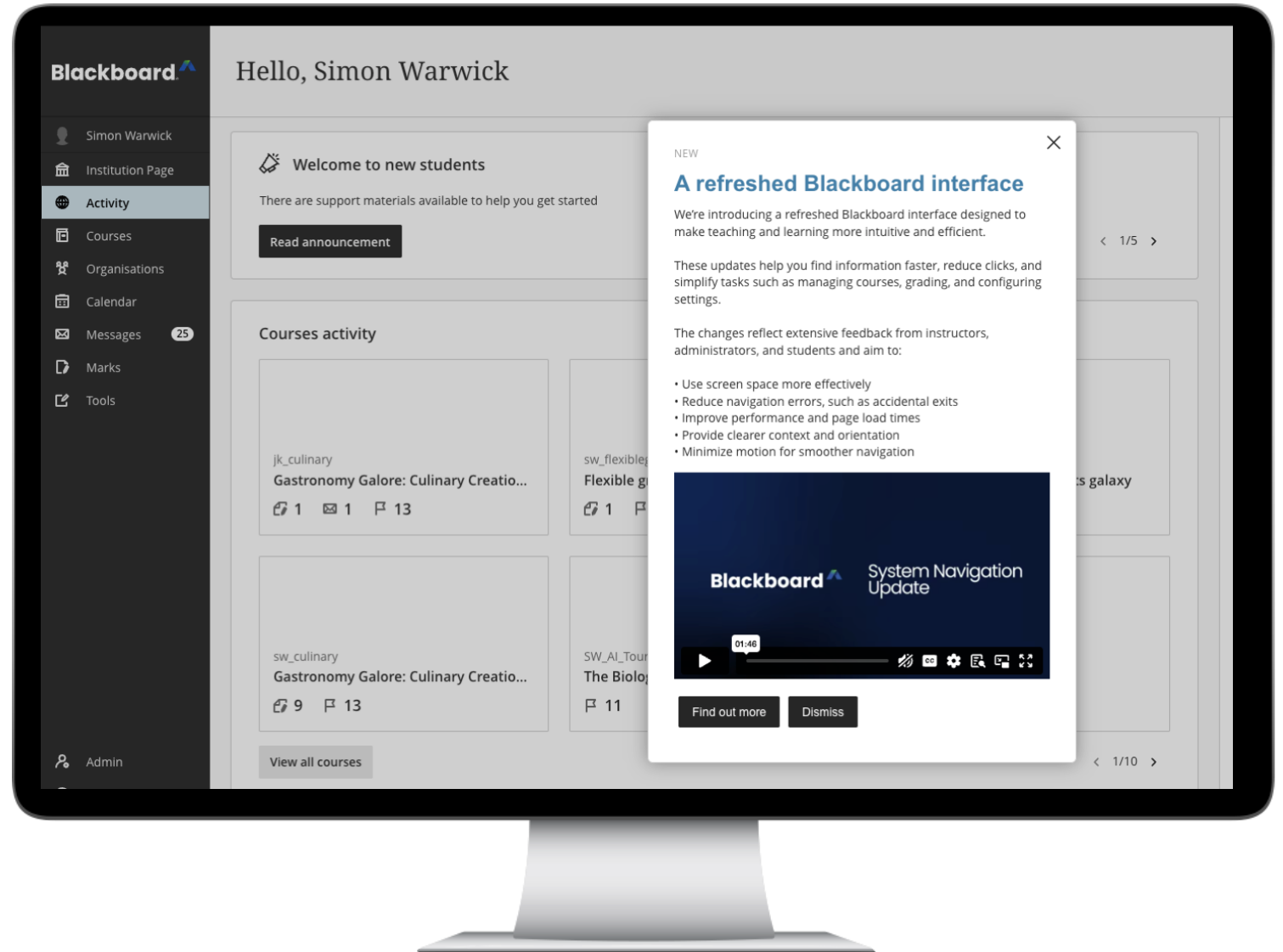
December 2025



Anthology Adopt – Supporting the System Navigation Changes

Available Now

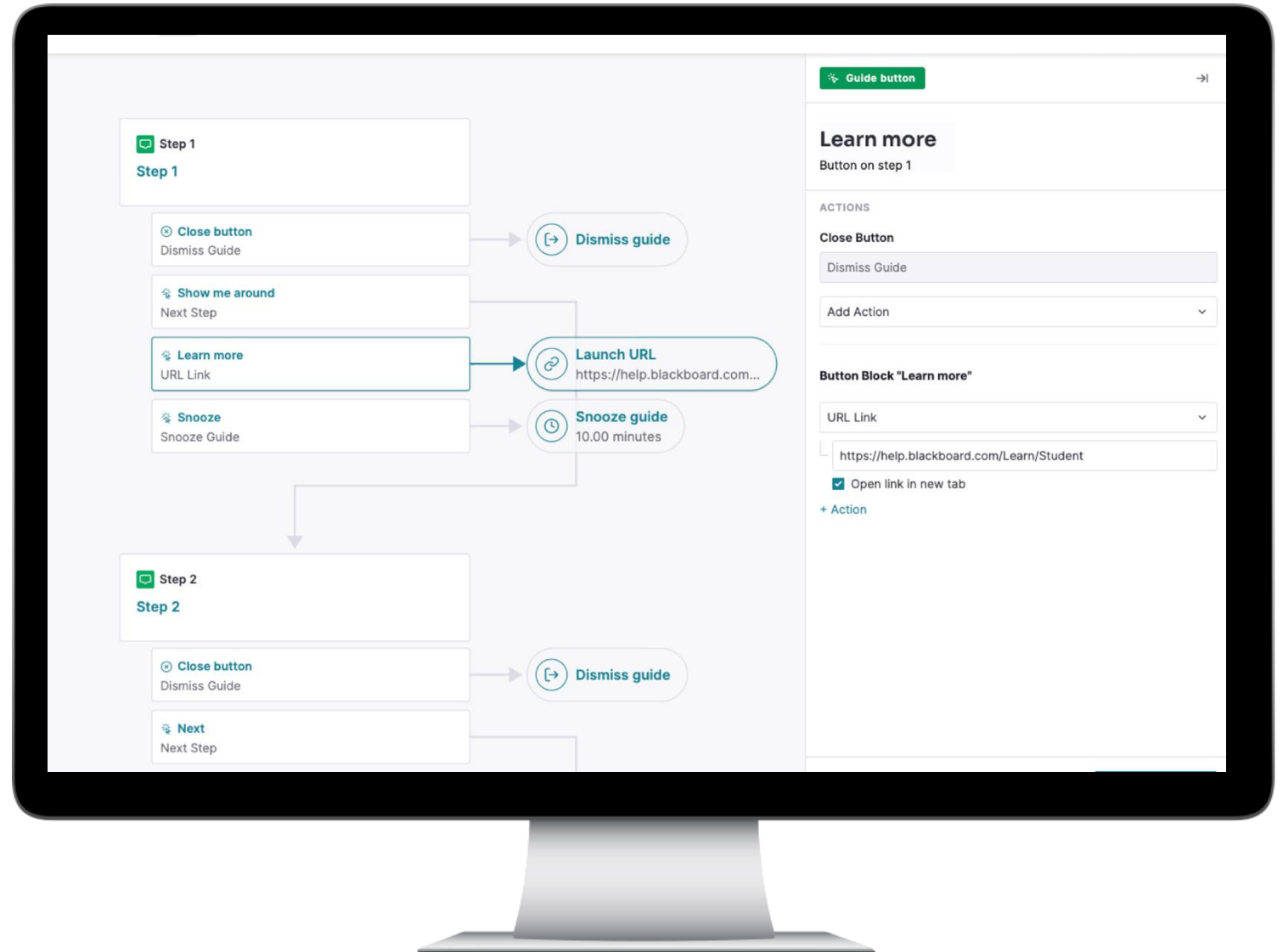
- Guides to help you communicate the changes to the system navigation
- Retrieve Anthology created guides for customization and reuse
- Share your guides with other Adopt community users
- Email adopt@anthology.com to request access



Guide Branching

Available Now

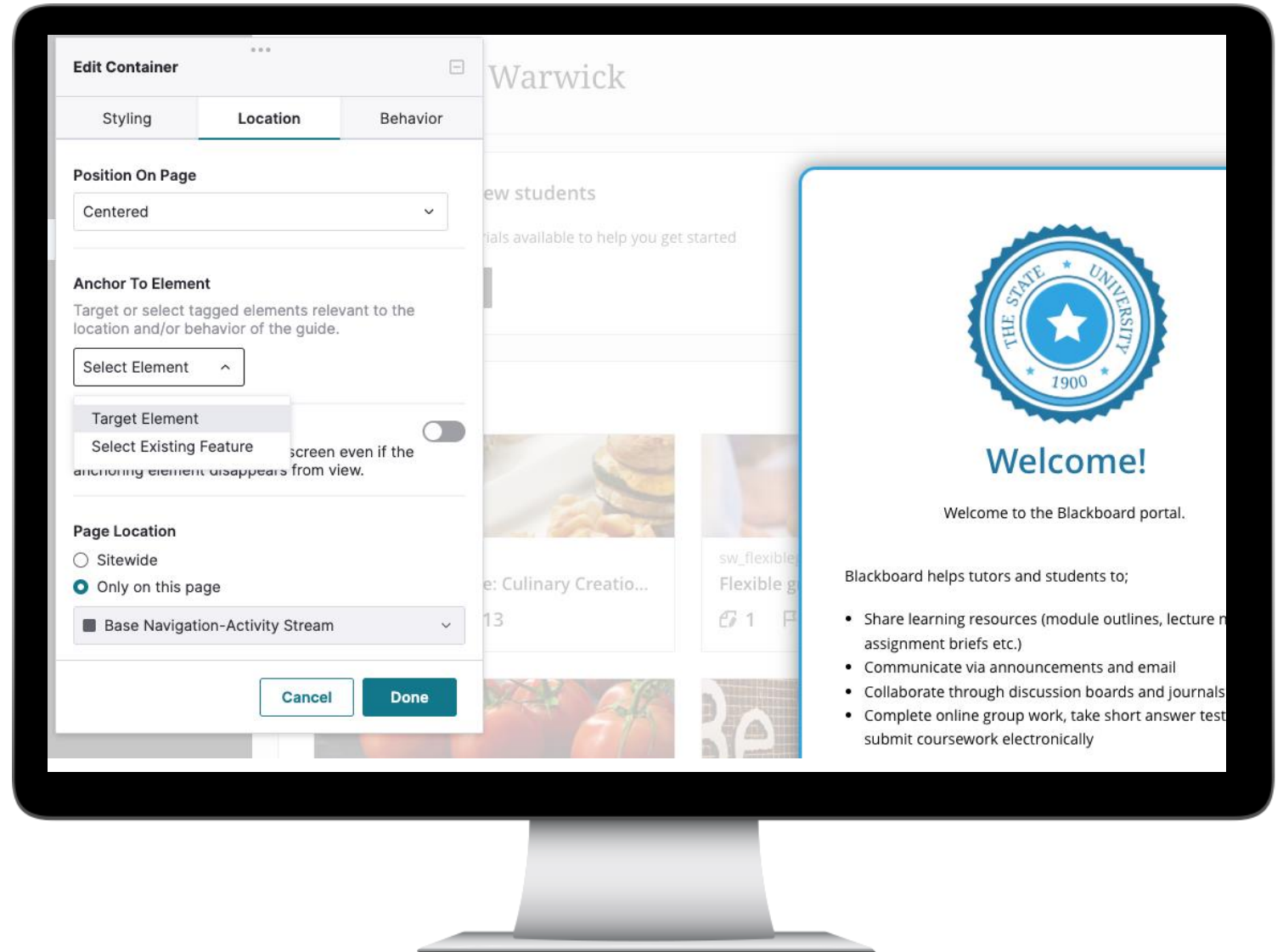
- Enhanced Visibility
- Simplified Maintenance
- Streamlined Building Process
- Improved User Experience
- Future-Proof Design



Conditional branching

Available Now

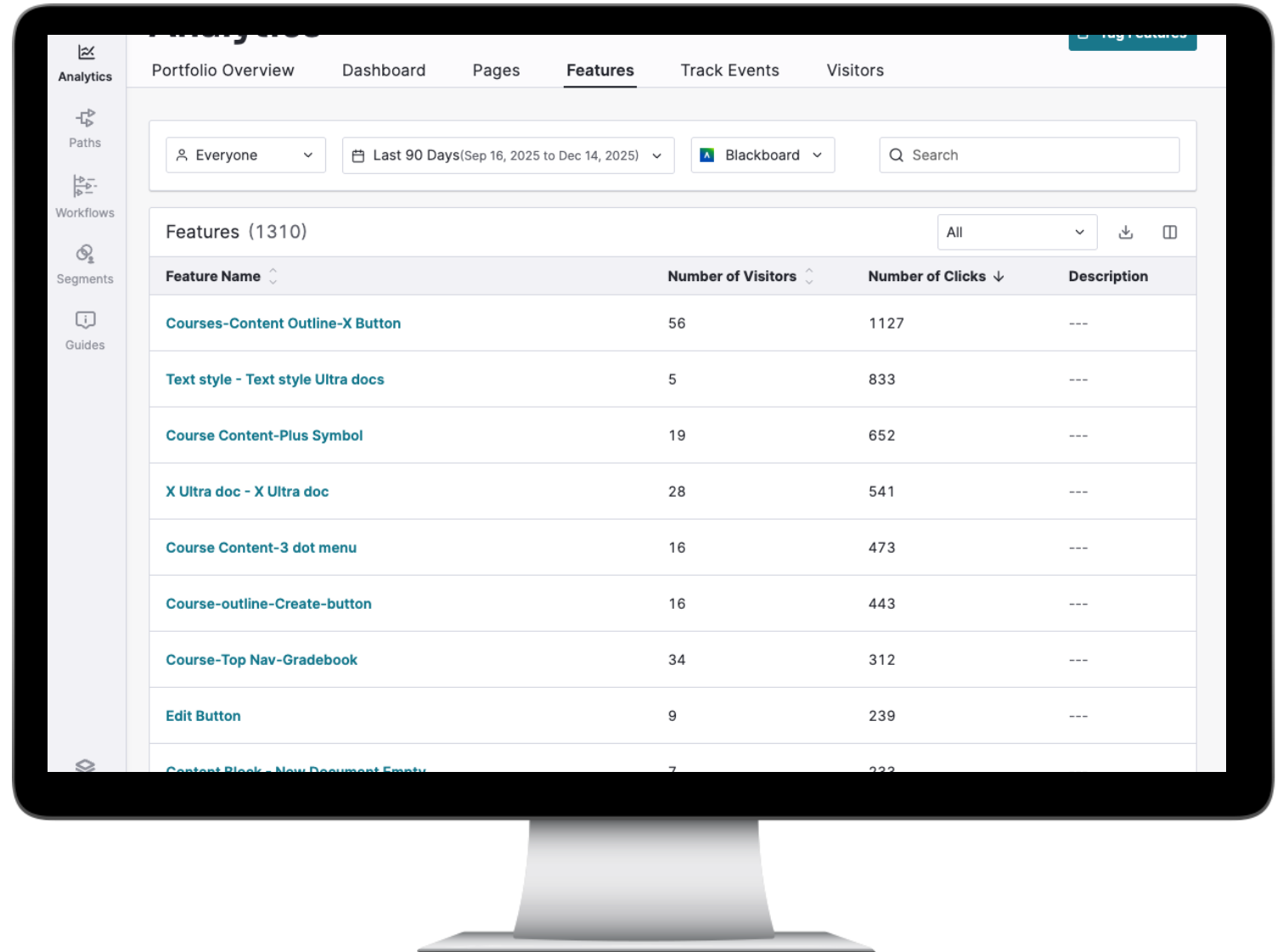
- Dynamic Personalization
- Greater Control & Flexibility
- Improved User Experience
- Higher Guide Effectiveness
- Scalable Customization



Page and Feature Tagging

Available Now

- Autonomy in Tagging
- Enhanced Analytics Accuracy
- Deeper Behavioral Insights
- Improved Decision-Making
- Flexibility & Visibility



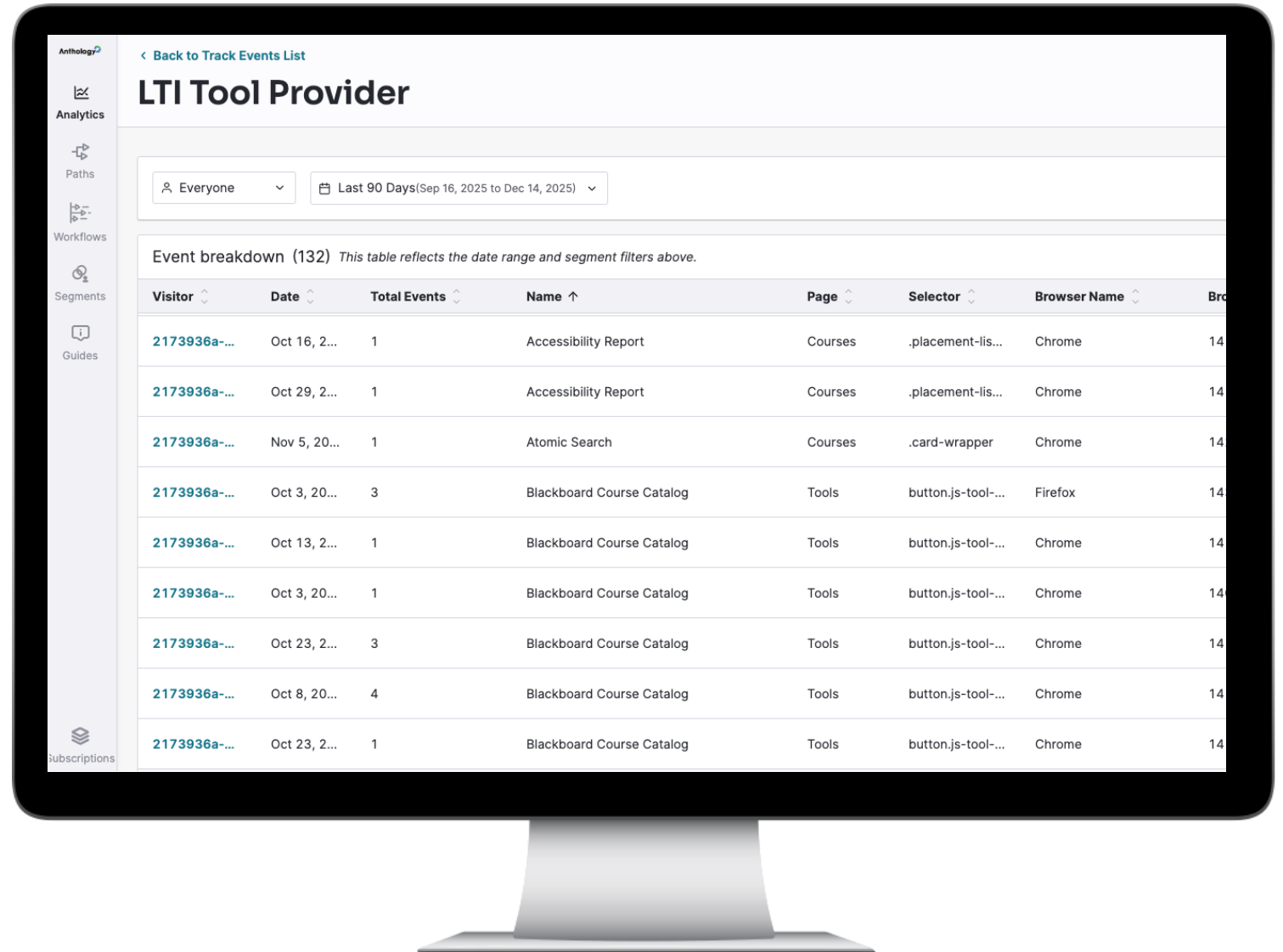
The screenshot displays a web analytics dashboard with a navigation menu on the left and a main content area. The main content area is titled 'Features (1310)' and contains a table with the following columns: Feature Name, Number of Visitors, Number of Clicks, and Description. The table lists several features with their respective visitor and click counts.

Feature Name	Number of Visitors	Number of Clicks	Description
Courses-Content Outline-X Button	56	1127	---
Text style - Text style Ultra docs	5	833	---
Course Content-Plus Symbol	19	652	---
X Ultra doc - X Ultra doc	28	541	---
Course Content-3 dot menu	16	473	---
Course-outline-Create-button	16	443	---
Course-Top Nav-Gradebook	34	312	---
Edit Button	9	239	---
Content Block - New Document Empty	7	222	---

LTI Tracking

NOW: 1-3 MONTHS

- Custom LTI Tagging
- Aggregated Usage Data
- Segment-Based Analysis
- Targeted Guide Delivery
- Enhanced Visibility & Insights



The screenshot displays the 'LTI Tool Provider' interface in the Anthology system. It features a sidebar with navigation options: Analytics, Paths, Workflows, Segments, Guides, and Subscriptions. The main content area includes a 'Back to Track Events List' link, a search filter set to 'Everyone', and a date range filter for 'Last 90 Days (Sep 16, 2025 to Dec 14, 2025)'. Below these filters is a table titled 'Event breakdown (132)' with a note that the table reflects the date range and segment filters. The table has columns for Visitor, Date, Total Events, Name, Page, Selector, Browser Name, and Browser. The data rows show various events, including Accessibility Reports and Blackboard Course Catalogs, with their respective dates, counts, and browser information.

Visitor	Date	Total Events	Name	Page	Selector	Browser Name	Browser
2173936a-...	Oct 16, 20...	1	Accessibility Report	Courses	.placement-lis...	Chrome	14
2173936a-...	Oct 29, 20...	1	Accessibility Report	Courses	.placement-lis...	Chrome	14
2173936a-...	Nov 5, 20...	1	Atomic Search	Courses	.card-wrapper	Chrome	14
2173936a-...	Oct 3, 20...	3	Blackboard Course Catalog	Tools	button.js-tool-...	Firefox	14
2173936a-...	Oct 13, 20...	1	Blackboard Course Catalog	Tools	button.js-tool-...	Chrome	14
2173936a-...	Oct 3, 20...	1	Blackboard Course Catalog	Tools	button.js-tool-...	Chrome	14
2173936a-...	Oct 23, 20...	3	Blackboard Course Catalog	Tools	button.js-tool-...	Chrome	14
2173936a-...	Oct 8, 20...	4	Blackboard Course Catalog	Tools	button.js-tool-...	Chrome	14
2173936a-...	Oct 23, 20...	1	Blackboard Course Catalog	Tools	button.js-tool-...	Chrome	14

Monthly Office Hours

- 3rd Thursday of every month
- 15:00 – 15:30 UK Time
- 10:00 – 10:30 Eastern Time
- 30 minute session with no agenda
 - A chance to ask questions
 - A chance to share
- Look out in the new year for a registration page!